

GenePasQ Data Sheet / Reading guide

Title _____

DATE ()

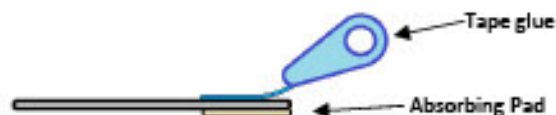
Name ()

- Gene amplification by PCR
Multiplex PCR plus Kit

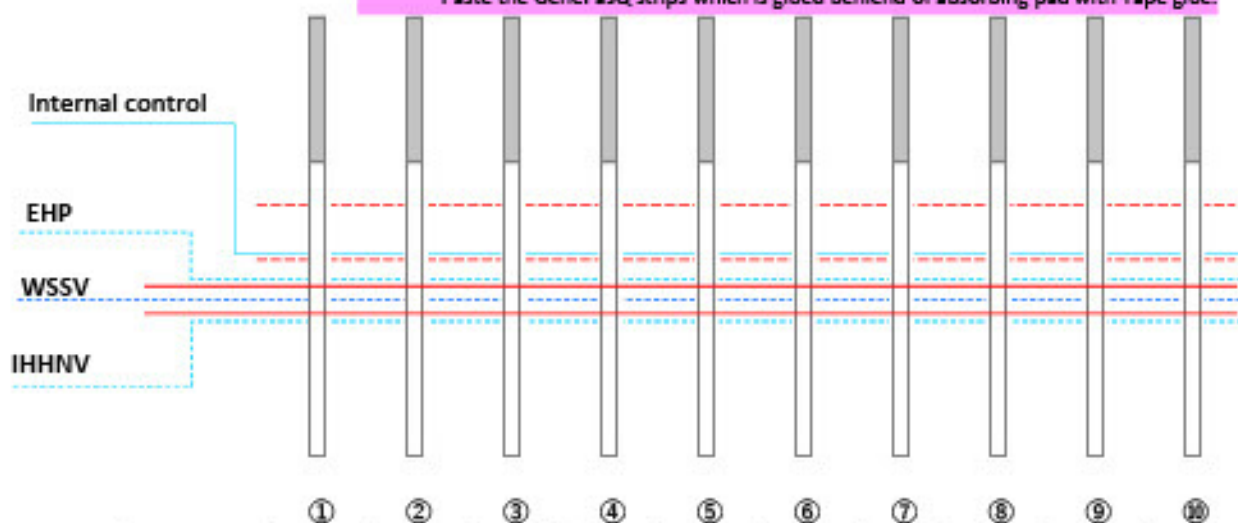
(Lot #) _____

①	95 °C	5 min	} 35 cycles
②	95 °C	15 sec	
③	60 °C	30 sec	
④	72 °C	15 sec	
⑤	4 °C		

- GenePasQ
(Lot #) _____



Paste the GenePasQ strips which is glued behind of absorbing pad with Tape glue.



EHP	①	②	③	④	⑤	⑥	⑦	⑧	⑨	⑩
WSSV										
IHNV										

* Internal control (IC) line often becomes faint when a target gene is amplified.

test	comment
①	
②	
③	
④	
⑤	
⑥	
⑦	
⑧	
⑨	
⑩	

GenePasQ Data Sheet / Reading guide

Title _____

DATE ()

Name ()

• Gene amplification by PCR

Premix PCR Enzyme

(Name) _____

(Lot #) _____

① _____ °C _____ min

② _____ °C _____ sec

③ _____ °C _____ sec

④ _____ °C _____ sec

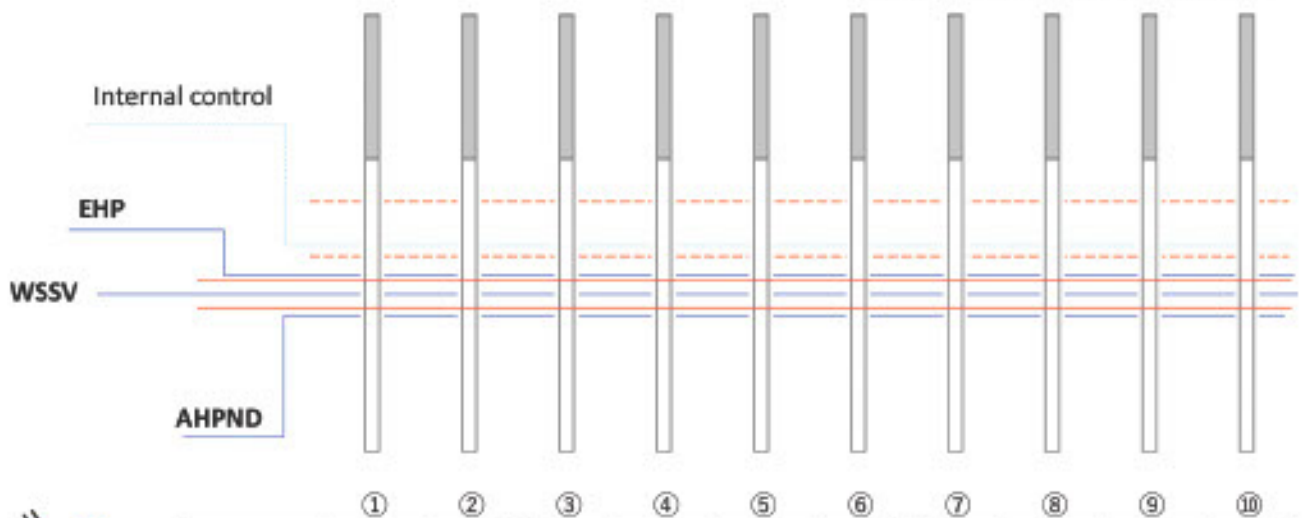
⑤ _____ °C _____ sec

_____ cycles

• GenePasQ

(Lot #) _____

Paste the GenePasQ strips in this position.



EHP										
WSSV										
AHPND										

* Check the pattern with a lens.

* Internal control (IC) line often becomes faint when a target gene is amplified.

test	comment
①	
②	
③	
④	
⑤	
⑥	
⑦	
⑧	
⑨	
⑩	